

# UNIT 3: MY FRIENDS

## Lesson 3: A Closer Look 2 (P29,30)

### I. Objectives:

By the end of this lesson, students can:

- + use the present continuous to talk about future plans and arrangements.
- + improve thinking competency , language using competency.




















### II. Language Focus:

1. *Vocabulary:* the lexical items related to the topic “My friends”.
2. *Structures:* Verbs be and have for descriptions.  
The Present continuous for future.

### III. Method: Communicative approach

### IV. Teaching aids: Course book, CD player, pictures.

### V. Procedures:

<i>Teacher's Activities</i>	<i>Ss' Activities</i>	<i>Content</i>								
<p><b>* Warm up</b></p> <p>- T shows six pictures and asks Ss to work in pairs to ask and answer for the first three pictures to revise what they have learnt “ What is he/ she doing?”</p> <p>+ For the last three pictures, T models the fourth picture and asks Ss to make sentences for two other pictures</p> <p>T models: This evening, he is doing his homework</p> <p>-T calls some pairs to ask and answer</p>	<p>-Work in pairs</p> <p>-Look at the pictures and answer</p>	<p><b>*Warm-up:</b></p> 								
<p>-T shows six pictures again and asks Ss : “what is the difference between two columns”?</p>	<p>-Answer</p>	<table border="1" style="width: 100%;"> <tr> <td style="text-align: center;">For now</td> <td style="text-align: center;">For future</td> </tr> <tr> <td></td> <td></td> </tr> <tr> <td></td> <td></td> </tr> <tr> <td></td> <td></td> </tr> </table>	For now	For future						
For now	For future									
										
										
										

-T leads in the lesson: “ In the previous lesson, we learn Present Continuous with the use for now and today we are going to learn Present Continuous with the use for future”

-Listen

-T says: “You have just made some sentences using present continuous for future, so what form do you use to make sentences?”

-Answer

-T checks again: “What use do you use for “BE + V-ing”?”

-Answer

-T asks: “So now, do you know the difference between present continuous for future and present continuous for now?”. “Now, listen to the conversation among Duong, Phuc, Mai and Chau and figure out which sentences use the present continuous”

-Answer

-T calls one student to speak out

- Listen to the tape and pay attention

- Speak out the sentences using the present continuous

-T asks: which sentences use present continuous for now and which sentences use present continuous for future?

-Speak out the answer

-T corrects

-T asks one student to translate the task of activity 3 on page 58 and do it

-Work individually and then pair- compare

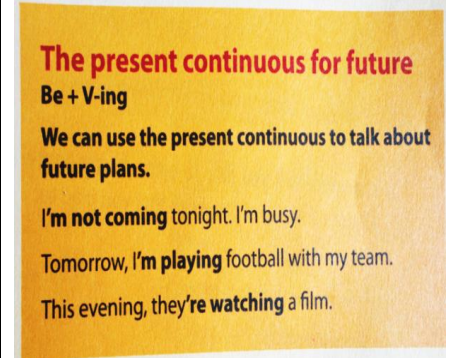
-T corrects

-T shows on the slide and asks:

**\* Presentation:**

**Grammar**

**The Present continuous for future.**



2. Now, underline the present continuous in the conversation. Write them in the table.

Actions for now	Plans for future
They're coming over.	Example: This evening, we are working on our school project.

**\*Practice:**

**Activity 3:**

1. Is taking
2. Isn't going
3. Is visiting
4. Is having

<p>Do these sentences have the use for now and future?</p> <ul style="list-style-type: none"> <li>-Asks Ss to do activity 4</li> <li>-Ask Ss to write N for actions happening now, and F for future plans.</li> <li>-T corrects</li> </ul>	<ul style="list-style-type: none"> <li>- Answer T's question individually</li> <li>- Do the task individually and then pair-compare</li> </ul>	<p><b>Activity 4:</b></p> <table border="1"> <tr> <th colspan="2">Write N for Now and F for Futre</th> </tr> <tr> <td>1. Listen! Is that our telephone ringing?</td> <td>N</td> </tr> <tr> <td>2.They're going to the Fine Arts Museum this Saturday.</td> <td>F</td> </tr> <tr> <td>3. Where's Duong? He's doing judo in Room 2A.</td> <td>N</td> </tr> <tr> <td>4. She's travelling to Da Nang tomorrow.</td> <td>F</td> </tr> <tr> <td>5. Are you doing anything this Friday evening?</td> <td>F</td> </tr> <tr> <td>6. Yes, I'm watching a film with my friends.</td> <td>N</td> </tr> </table>	Write N for Now and F for Futre		1. Listen! Is that our telephone ringing?	N	2.They're going to the Fine Arts Museum this Saturday.	F	3. Where's Duong? He's doing judo in Room 2A.	N	4. She's travelling to Da Nang tomorrow.	F	5. Are you doing anything this Friday evening?	F	6. Yes, I'm watching a film with my friends.	N														
Write N for Now and F for Futre																														
1. Listen! Is that our telephone ringing?	N																													
2.They're going to the Fine Arts Museum this Saturday.	F																													
3. Where's Duong? He's doing judo in Room 2A.	N																													
4. She's travelling to Da Nang tomorrow.	F																													
5. Are you doing anything this Friday evening?	F																													
6. Yes, I'm watching a film with my friends.	N																													
<ul style="list-style-type: none"> <li>-Give Ss 5 minutes to go around the class and invite their friends to the party on the day Ss have decided and see how many people can come</li> </ul>	<ul style="list-style-type: none"> <li>-Go around the class and invite the classmates to the party</li> <li>-Ask and answer based on the example in activity 5</li> </ul>	<p><b>*Production:</b></p> <p><b>Activity 5:</b> <i>Game: Would you like to come to my party?</i></p> <p>Choose the day of the week that you plan to :</p> <ul style="list-style-type: none"> <li>- Have a party.</li> <li>- Prepare for the class project.</li> <li>- Go swimming.</li> </ul>																												
<ul style="list-style-type: none"> <li>-Asks some Ss to speak to the one who agrees with and the one who disagrees with in front of the class</li> <li>-T gives some comments</li> </ul>	<ul style="list-style-type: none"> <li>- Speak</li> <li>-Listen</li> </ul>	<p><b>Example:</b></p> <table border="1"> <tr> <th colspan="7">Nhungs week</th> </tr> <tr> <td>M</td> <td>T</td> <td>W</td> <td>T</td> <td>Fr</td> <td>Sa</td> <td>S</td> </tr> <tr> <td>on</td> <td>ue</td> <td>eb</td> <td>hu</td> <td>i</td> <td>t</td> <td>un</td> </tr> <tr> <td></td> <td></td> <td></td> <td></td> <td></td> <td></td> <td></td> </tr> </table>	Nhungs week							M	T	W	T	Fr	Sa	S	on	ue	eb	hu	i	t	un							
Nhungs week																														
M	T	W	T	Fr	Sa	S																								
on	ue	eb	hu	i	t	un																								
<ul style="list-style-type: none"> <li>-Give Ss some homework</li> </ul>	<ul style="list-style-type: none"> <li>-Write the homework</li> </ul>	<p><b>*Homework:</b></p> <ul style="list-style-type: none"> <li>- Practice more by using The present continuous for future.</li> <li>- Prepare next lesson (Communication)</li> </ul>																												

